



# STI Screening Guidelines: A Focus on Trichomonas, Chlamydia, and Gonorrhea

Gary A. Richwald, MD, MPH  
Medical Director and Chief Scientific Officer  
myLAB Box  
Former Director and Chief Physician  
LA County STD Program  
Los Angeles, CA



Identified or perceived conflict of interest has been resolved  
in accordance with ACCME guidelines.

1

## Faculty Disclosure

Commercial Interest Speakers Bureau & Ownership Interest: myLAB Box



2

# STI Screening Guidelines: A Focus on Trichomonas, Chlamydia, and Gonorrhea

## Objectives

- Describe the recent surge in incidence rates for common, largely preventable STIs and the major population health challenge they represent
- Formulate clinical strategies to overcome current low screening rates for STIs in at-risk and general populations, using the most sensitive available laboratory molecular technology
- Apply counseling techniques in their medical practice that encourages physician/patient engagement in STI prevention discussions

Women's Health



Annual Visit®



3

Women's Health  
Annual Visit®



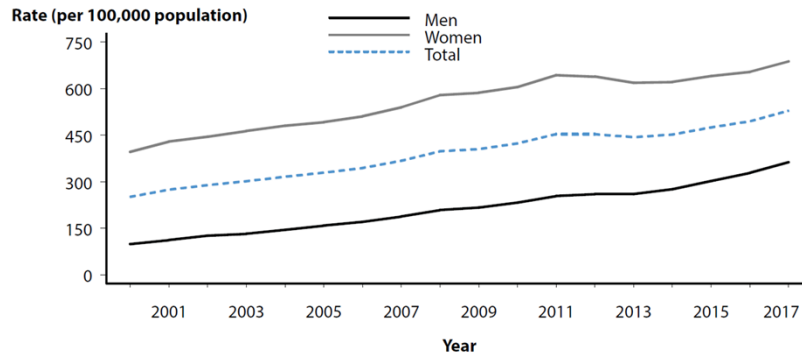
## Chlamydia Trachomatis



4

STI Screening Guidelines:  
A Focus on Trichomonas, Chlamydia, and Gonorrhea

## Chlamydia — Rates of Reported Cases by Sex, United States, 2000–2017



**NOTE:** Data collection for chlamydia began in 1984 and chlamydia was made nationally notifiable in 1995; however, chlamydia was not reportable in all 50 states and the District of Columbia until 2000. Refer to the National Notifiable Disease Surveillance System (NNSS) website for more information: <https://www.cdc.gov/ndss/conditions/chlamydia-trachomatis-infection/>.

Women's Health

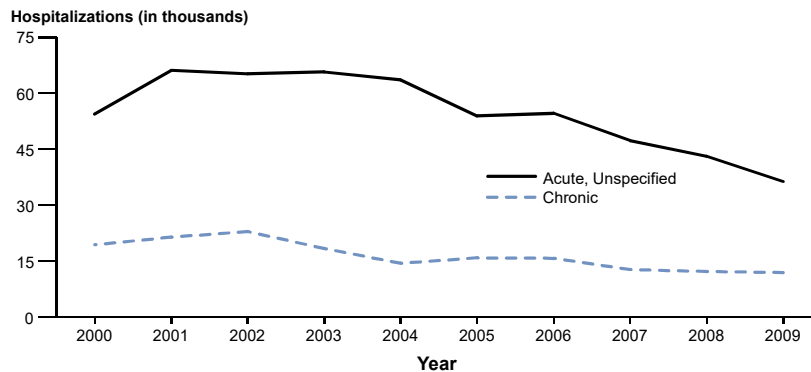


Annual Visit®



5

## Pelvic Inflammatory Disease—Hospitalizations of Women Aged 15–44 Years, United States, 2000–2009



**NOTE:** The relative standard errors for acute and unspecified pelvic inflammatory disease (PID) cases ranges from 8%–18%. The relative standard error for chronic PID cases ranges from 12%–28%. Data only available through 2009. SOURCE: 2009 National Hospital Discharge Survey [Internet]. Atlanta: Centers for Disease Control and Prevention. Available from: <http://www.cdc.gov/nchs/nhds/about/nhds.htm>.

Women's Health



Annual Visit®

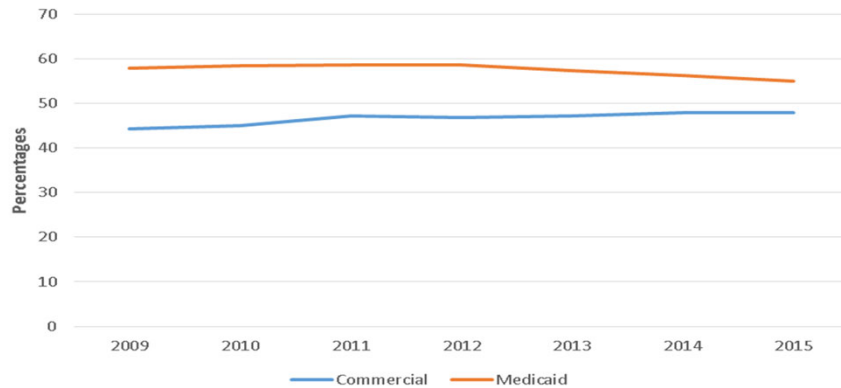


6

# STI Screening Guidelines: A Focus on Trichomonas, Chlamydia, and Gonorrhea

## Provider Screening Compliance is Low

Percentage of sexually active females aged 16–24 years who were screened for *Chlamydia trachomatis* infection, by health plan type and year--- Healthcare Effectiveness and Data Information Set, United States--2009-2015



Division of STD Prevention, CDC

Women's Health



Annual Visit®



7

Women's Health  
Annual Visit®



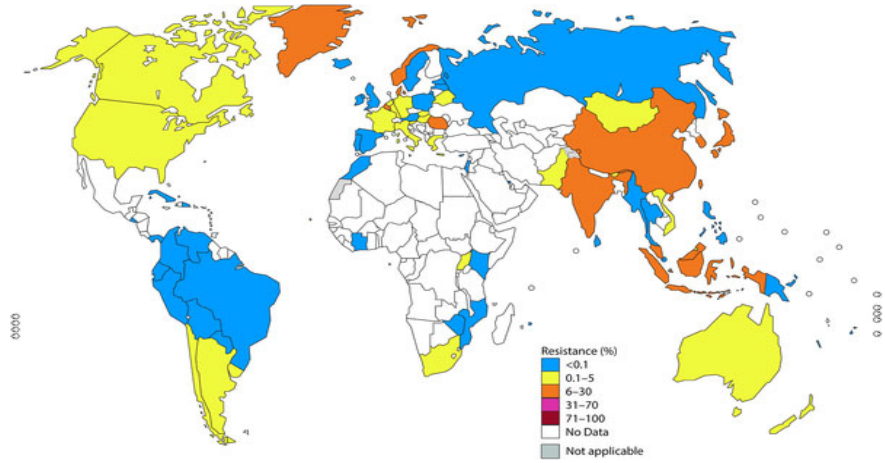
## Neisseria Gonorrhoeae



8

STI Screening Guidelines:  
A Focus on Trichomonas, Chlamydia, and Gonorrhea

**Neisseria gonorrhoeae - Percentage of isolates with decreased susceptibility or resistance to extended-spectrum cephalosporins (cefixime and/or ceftriaxone) according to the most recent World Health Organization Gonococcal Antimicrobial Surveillance Programme**



Wi T, Lahra MM, Ndowa F, Bala M, Dillon JAR, et al. (2017) Antimicrobial resistance in *Neisseria gonorrhoeae*: Global surveillance and a call for international collaborative action. PLOS Medicine 14(7): e1002344. <https://doi.org/10.1371/journal.pmed.1002344> <https://journals.plos.org/plosmedicine/article?id=10.1371/journal.pmed.1002344>

\*2014 data for most countries, but for a few countries, only 2011–2013 data were available).

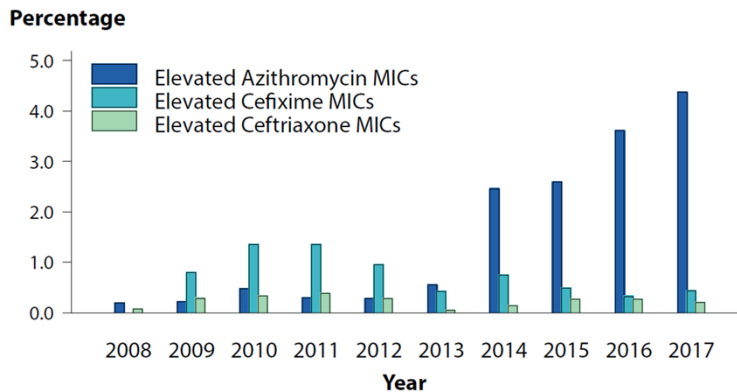
Women's Health



Annual Visit®



**Neisseria gonorrhoeae — Percentage of Isolates with Elevated Azithromycin Minimum Inhibitory Concentrations (MICs) ( $\geq 2.0 \mu\text{g/ml}$ ), Elevated Ceftriaxone MICs ( $\geq 0.125 \mu\text{g/ml}$ ), and Elevated Cefixime MICs ( $\geq 0.25 \mu\text{g/ml}$ ), Gonococcal Isolate Surveillance Project (GISP), 2008–2017**



NOTE: Isolates not tested for cefixime susceptibility in 2008.

Women's Health



Annual Visit®



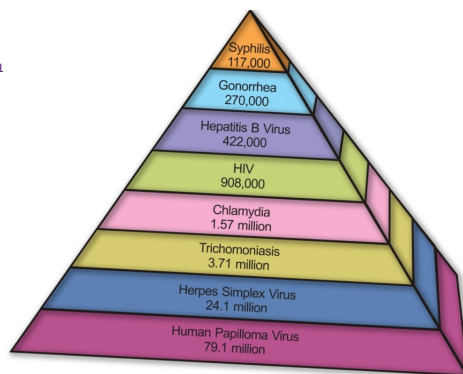
## Vaginitis/Vaginosis *Trichomonas*



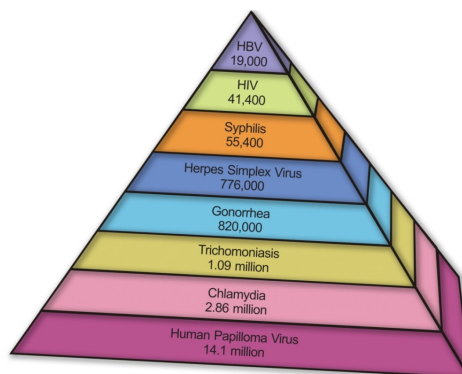
11

### U.S. Estimates of Trichomoniasis Prevalence and Incidence

• Satterwhite, C.L



Estimated **prevalence** of sexually transmitted infections in the US (total 110,197,000)



Estimated **new** sexually transmitted infections in the US each year (total 19,738,800)



12

STI Screening Guidelines:  
A Focus on Trichomonas, Chlamydia, and Gonorrhea



## Vaginitis/Vaginosis Vaginal Candidiasis



13



## Vaginitis/Vaginosis Bacterial Vaginosis



14

STI Screening Guidelines:  
A Focus on Trichomonas, Chlamydia, and Gonorrhea

## Mycoplasma Genitalium



15

### M. genitalium Disease Associations

Syndrome	Summary risk estimate	Studies accounting for CT ( <i>subset</i> )
NGU	5.5 (4.3 – 7.0)	-
Female Urethritis	2.2 (1.6 – 2.9)	2.1 (1.5 – 2.9)
Cervicitis	1.6 (1.4 – 2.0)	1.9 (1.4 – 2.8)
PID / Endometritis	1.9 (1.3 – 3.5)	2.0 (0.95 – 4.0)
Preterm Delivery	1.9 (1.2 – 2.9)	2.3 (1.1 – 5.0)
Spontaneous Abortion	1.8 (1.1 – 3.0)	2.3 (1.0 – 4.9)
Infertility	3.0 (1.3 – 6.7)	3.7 (1.7 – 8.1)
HIV	2.0 (1.4 – 2.8)	-

Taylor-Robinson & Jensen, Clin Microbiol Rev 2011; Lis et al., CID 2015 – updated; Mavedzenge, AIDS 2009

16

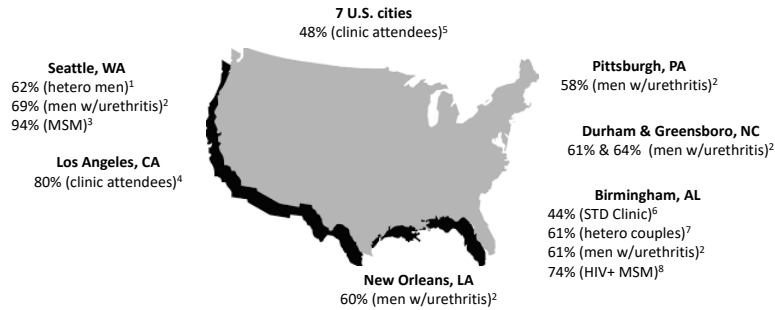
STI Screening Guidelines:  
A Focus on Trichomonas, Chlamydia, and Gonorrhea



## M. genitalium - Macrolide Resistance Mutations (MRMs)\*

Worldwide, reported MG MRM prevalence ranges from 4%-100%, mostly in the 15%-60% range

### MG MRM prevalence ranges from 44%-90% across U.S. sites



\*MRMs in the 23S rRNA gene, typically A2071 and A2072 (*E.coli* numbering 2058 and 2059)

1. Romano 2018, 2. Bachmann (unpublished), 3. Chambers 2019, 4. Allan-Blitz 2018, 5. Getman 2016, 6. Xiao 2018, 7. Xiao 2019, 8. Dionne-Odom 2018

Some Slide Material Courtesy of Lisa Manhart

17

## Closing

- Is there anything you would like to revisit or is there something important we have not touched upon that you would like to share today?

Women's Health



Annual Visit<sup>®</sup>



18

STI Screening Guidelines:  
A Focus on Trichomonas, Chlamydia, and Gonorrhea



19

STI Screening Guidelines:  
A Focus on Trichomonas, Chlamydia, and Gonorrhea